



Fine Motor

Motor

ToolsToGrowOT.com

MILESTONE

Charts

VERSIONS
INCLUDED:

- »»» Birth - 6 Months
- »»» 7 - 24 months
- »»» 2 - 4 years
- »»» 4 - 6 years

References

Alexander, Rona PH. D., CCC-SP, Boehme, Regi OTR, Cupps, Barbara, PT 1993. Normal Development of Functional Motor Skills

HELP for Preschoolers Assessment Strands: Ages 3-6 years, Vort Corporation 1999.

Fine Motor

NEWBORN
-6 MONTHS

MILESTONE CHART

ToolsToGrowOT.com



>>> NEWBORN <<<

- ❑ Random arm movements
- ❑ Reflexive hand to mouth contact in side-lying
- ❑ Strong grasp reflex
- ❑ Hands open as arms stretch out

>>> 1 - 2 MONTHS <<<

- ❑ Briefly retains object placed in hand
- ❑ Reflexive scratching and clutching of blanket
- ❑ Head turns and eyes fixate on the hand of an outstretched arm



>>> 3 - 5 MONTHS <<<

- ❑ Purposeful reach and swipe with arms
- ❑ Begins to reach forward and with both arms
- ❑ Strong hand to mouth pattern



>>> 6 MONTHS <<<

- ❑ Can reach while on belly without losing balance
- ❑ Consistent, purposeful reach with vision guiding
- ❑ Transfers object from hand to hand
- ❑ Finger feeds biscuit/bread stick
- ❑ Consistent grasp with palm
- ❑ Shakes and bangs toys



Fine Motor

7 - 24
MONTHS

MILESTONE CHART

ToolsToGrowOT.com

»» 7 - 9 MONTHS ««



- ❑ Reaches in all directions
- ❑ Plays using arms ("So Big", "Peek a Boo", "Pat a Cake")
- ❑ Pokes with index finger
- ❑ Rakes tiny object with fingers
- ❑ Grasps with the thumb side of the hand
- ❑ Releases objects in space and into large container
- ❑ Assists with cup and spoon feeding
- ❑ Finger feeds greater variety of food sizes and shapes

»» 10 - 12 MONTHS ««

- ❑ Grasps using thumb and next two fingers
- ❑ Pincer grasp with pad of thumb and index finger at 10 months
- ❑ Pincer with tip of tip of thumb and index finger at 12 months
- ❑ Places one block on top of another without balancing
- ❑ Removes socks; finger feeding and cup drinking improve
- ❑ Imitates adult's use of tools (brushing hair)
- ❑ Uses hands to push, pull, squeeze, rotate
- ❑ Bangs two cubes held in each hand



»» 12 - 24 MONTHS ««

- ❑ Points with index finger
- ❑ Places many objects into a container without removing any
- ❑ Places round piece, then square piece, then triangle into form-board
- ❑ Places tiny objects in small mouth container
- ❑ Uses both hands together at middle of body
- ❑ Stacks a 2-6 cube tower
- ❑ Scribbles spontaneously
- ❑ Imitates a vertical stroke
- ❑ Imitates a circular stroke



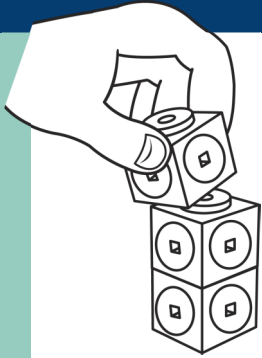
Fine Motor

2 - 4
YEARS

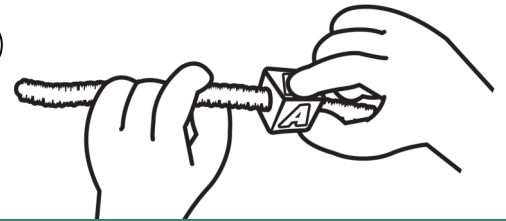
MILESTONE CHART

ToolsToGrowOT.com


»» 2 - 3 YEARS ««



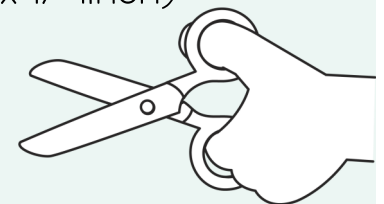
- Stacks tower of 6-8 blocks
- Turns single pages in book
- Imitates, then copies drawing a vertical line, horizontal line, and circle
- Pushes, winds, slides to activate toy
- Unscrews and screws jar lids
- Strings several large beads (1-1.5 inches)
- Holds crayon with thumb and fingers
- Uses scissors to snip into paper



»» 3 - 4 YEARS ««



- Stacks tower of 9-10 blocks
- Imitates a 4 block design
- Folds and creases paper
- Completes 3-8 piece inset puzzle
- Strings small beads
- Holds pencil with thumb and fingers
- Imitates, then copies a cross
- Draws a 2 part person
- Grossly colors one image on page and attempts to stay within lines
- Uses scissors to cut forward on a thick line (6 x 1/4inch)
- Snaps clothing
- Uses spoon and fork with little to no spilling



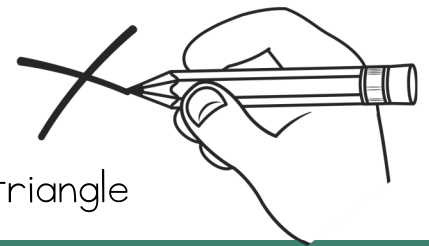
MILESTONE CHART

ToolsToGrowOT.com

»» 4 – 5 YEARS ««



- Imitates a 4-6 block design
- Laces sewing card
- Copies diagonal line
- Imitates a square and triangle
- Imitates an X
- Draws a 3 part person
- Buttons front opening clothing
- Opens all fasteners
- Uses scissors to cut out a circle, square, and triangle



»» 5 – 6 YEARS ««

- Builds complex structures with Legos, Tinker Toys or similar toys
- Completes 10-25 piece interlocking puzzle
- Copies a triangle
- Imitates, then copies a rectangle
- Connects two dots with a straight line
- Colors numerous small areas with attention to accuracy and color
- Copies, then prints first name from memory
- Copies letters and numbers
- Draws a person with head, facial parts, arms, legs, trunk, hands and feet
- Uses scissors to cut out simple, then complex figures
- Draws simple picture
- Ties laces into a bow
- Cuts soft food with a safety knife

